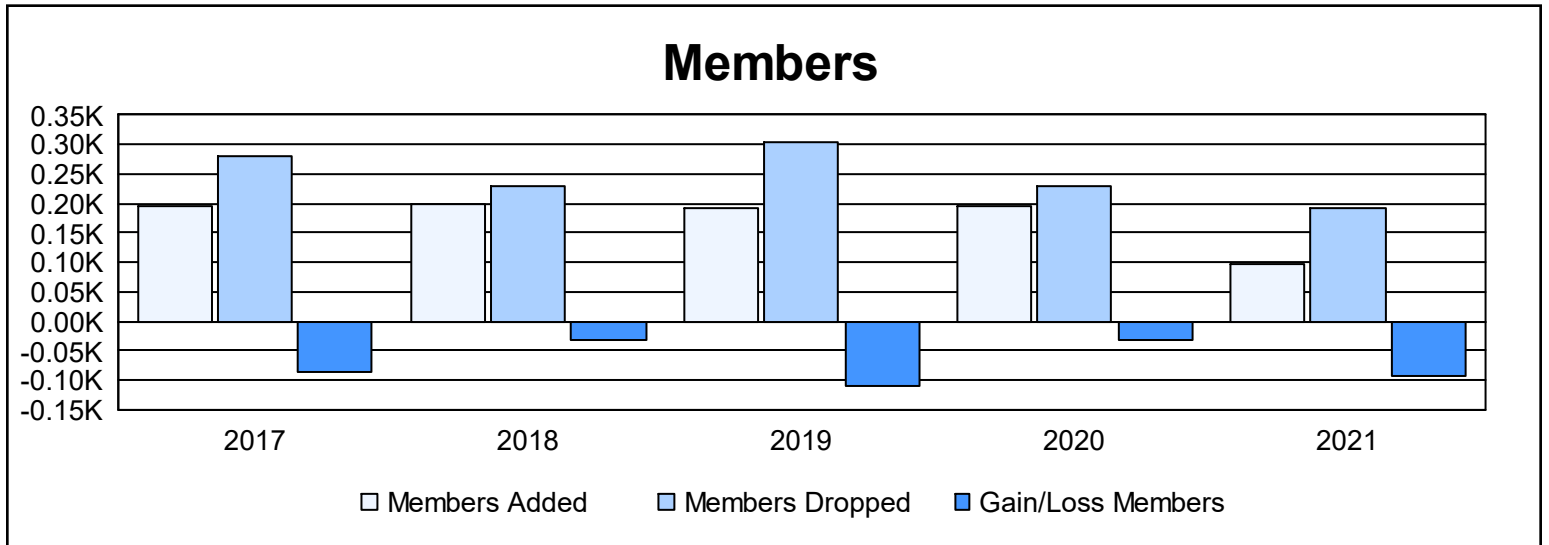
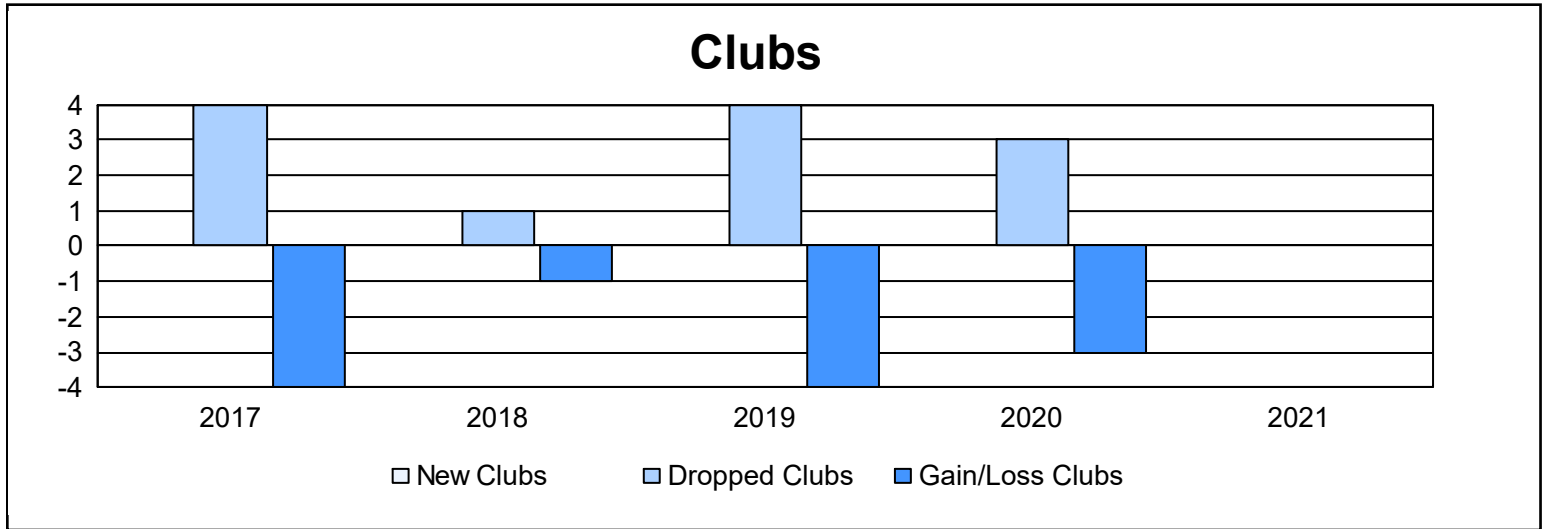
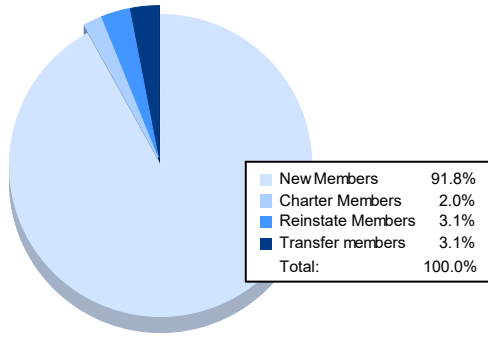


| Year           | New Clubs | Dropped Clubs | Gain/ Loss Clubs | New Members | Charter Members | Reinstate Members | Transfer Members | Total Member Added | Total Members Dropped | Gain/ Loss Members |
|----------------|-----------|---------------|------------------|-------------|-----------------|-------------------|------------------|--------------------|-----------------------|--------------------|
| 2016-2017      | 0         | 4             | -4               | 174         | 0               | 6                 | 14               | 194                | 280                   | -86                |
| 2017-2018      | 0         | 1             | -1               | 193         | 0               | 5                 | 0                | 198                | 231                   | -33                |
| 2018-2019      | 0         | 4             | -4               | 161         | 0               | 7                 | 25               | 193                | 304                   | -111               |
| 2019-2020      | 0         | 3             | -3               | 189         | 0               | 7                 | 1                | 197                | 229                   | -32                |
| 2020-2021      | 0         | 0             | 0                | 90          | 2               | 3                 | 3                | 98                 | 192                   | -94                |
| <b>Average</b> | <b>0</b>  | <b>2</b>      | <b>-2</b>        | <b>161</b>  | <b>0</b>        | <b>6</b>          | <b>9</b>         | <b>176</b>         | <b>247</b>            | <b>-71</b>         |



### Membership Composition June 2021 Cumulative



### Gender Composition June 2021 Cumulative

